



Features:

- Universal AC input/ full range
- Small volume, low weight, high efficiency
- Protections : short circuit/over load/over voltage
- Cooling by free air convection
- Can be installed on DIN rail ; TS-35/7.5 or TS-35/15
- 100% full load burn-in test
- 2 Years warranty



SPECIFICATION

Dimension: 78 × 93 × 56mm

Model		DR-60-5	DR-60-12	DR-60-24
Output	DC voltage	5V	12V	24V
	Voltage tolerance	± 1%	± 1%	± 1%
	Rated current	6.5A	4.5A	2.5A
	Current range	0 ~ 6.5A	0 ~ 4.5A	0 ~ 2.5A
	Rated power	32.5W	54W	60W
	Ripple&noise	100mVp-p	100mVp-p	150mVp-p
	DC voltage ADJ. range	-9% ~ +10%	± 10%	± 10%
	Setup, rise, hold up time	800ms,60ms,22ms/230VAC.		
Input	Voltage range	90 ~ 264VAC 47 ~ 63Hz, 127 ~ 373VDC		
	AC current	1.2A/110VAC 0.65A/220VAC		
	Efficiency	76%	82%	84%
	Inrush current	Cold start25A/110VAC 50A/220VAC		
	leakage current	< 1mA/240VAC		
Protection	Overload	Rated output power105% ~ 150%Start overload protection Protection type: hiccup mode, auto-recovery after fault condition is removed		
	Over voltage	5.8 ~ 7.8V	15.8 ~ 17.8V	30.8 ~ 33.8V
		Protection type : Shut off o/p voltage, clamping by zener diode		
Environment	Working temp, humidity	-20°C ~ +50°C;20% ~ 90%RH(Please refer to “derating curve”)		
	Storage temp, humidity	-40°C ~ +85°C;10% ~ 95%RH Non-condensing		
Safety	Withstand vibration	10 ~ 500Hz, 5G 10min./1Cycle, Period for 60min, Each axes		
	Withstand voltage	I/P-O/P: 1.5KVAC		
	Isolation resistance	I/P-O/P: 100M Ohms/500VDC		
Fit standard	Safety standard	Compliance to UL 62368-1,TUV 62368-1,EN 62368-1		
	EMC Standard	Compliance to EN 55032, CLASSA		
Others	Dimension	78*93*56mm (W*H*D)		
	Packing	0.30kg/30pcs/9.8kg		

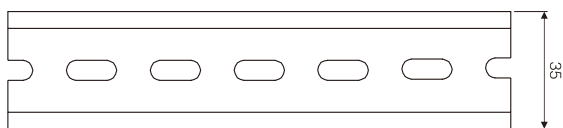
Note: 1. All parameters NOT specially mentioned are measured at 230VAC input, rated load and 25°C of ambient temperature.
 2. Ripple & noise are measured at 20MHz of bandwidth by using a 12" twisted pair-wire terminated with a 0.1uf & 47uf parallel capacitor.
 3. Tolerance : includes set up tolerance, line regulation and load regulation.

Mechanical specification

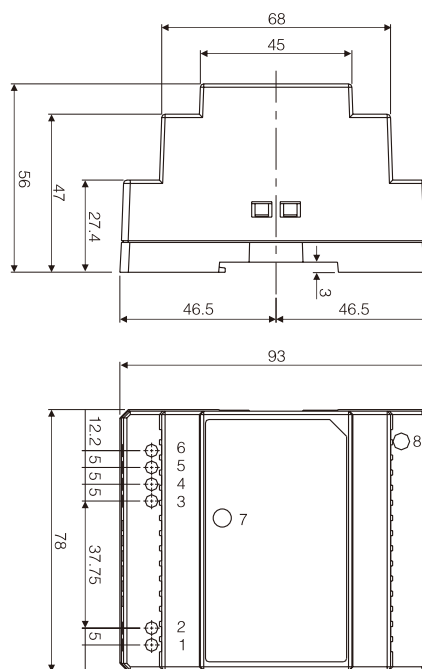
Unit:mm

Terminal Pin No.Assignment

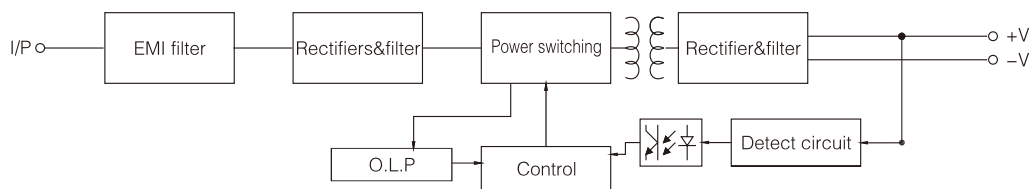
Pin NO.	Assignment	Pin NO.	Assignment
1	AC/L	5,6	+V
2	AC/N	7	LED
3,4	-V	8	+V ADJ.



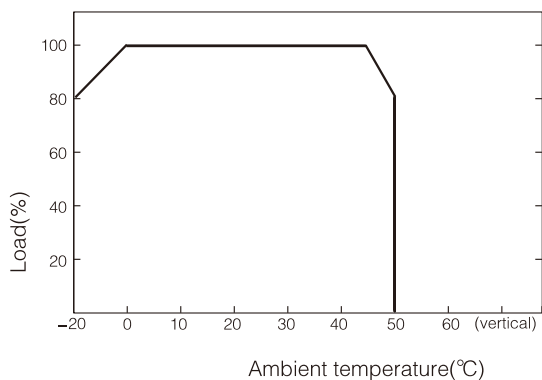
install DIN rail:TS35/7.5 or TS35/15



Block diagram



Derating curve



Static characteristic(24V)

