



Features:

- AC input voltage range selected by switch
- Small volume, low weight, high efficiency
- Protections : short circuit/over load
- LED indicator for power on
- 100% full load burn-in test
- 2 Years warranty

Dimension: 199 × 98 × 38mm



SPECIFICATION

Model		S-120-12	S-120-24	S-120-36	S-120-48
Output	DC voltage	12V	24V	36V	48V
	Voltage tolerance	± 1%	± 1%	± 1%	± 1%
	Rated current	10A	5A	3.3A	2.5A
	Current range	0 ~ 10A	0 ~ 5A	0 ~ 3.3A	0 ~ 2.5A
	Rated power	120W	120W	119W	120W
	Ripple&noise	100mVp-p	150mVp-p	150mVp-p	150mVp-p
	DC voltage ADJ. range	± 10%	± 10%	± 10%	± 10%
	Setup, rise, hold up time	220ms,50ms,22ms/230VAC.			
Input	Voltage range	90 ~ 132VAC/180 ~ 264VAC(Selected by switch) 47 ~ 63Hz, 255 ~ 373VDC			
	AC current	2.8A/115V 1.4A/230VAC			
	Efficiency	80%	82%	83%	84%
	Inrush current	Cold start 20A/115V 40A/230VAC			
	leakage current	< 3.5mA/240VAC			
Protection	Overload	Rated output power115% ~ 150%Start overload protection			
		protection type : cutoff output, restart power after fault condition is removed can recover normal output			
Environment	Working temp, humidity	-20°C ~ +60°C;20% ~ 90%RH(Please refer to “derating curve”)			
	Storage temp, humidity	-40°C ~ +85°C;10% ~ 95%RH Non-condensing			
	Withstand vibration	10 ~ 500Hz, 5G 10min./1Cycle, Period for 60min, Each axes			
Safety	Withstand voltage	I/P-O/P: 1.5KVAC I/P-FG: 1.5KVAC O/P-FG: 0.5KVAC			
	Isolation resistance	I/P-O/P: I/P-FG,O/P-FG: 100M Ohms/500VDC			
Fit standard	Safety standard	Compliance to UL 62368-1,TUV 62368-1,EN62368-1			
	EMC Standard	Compliance to EN 55032 CLASS A			
Others	Dimension	199*98*38mm (L*W*H)			
	Packing	0.6kg/30pcs/19kg			

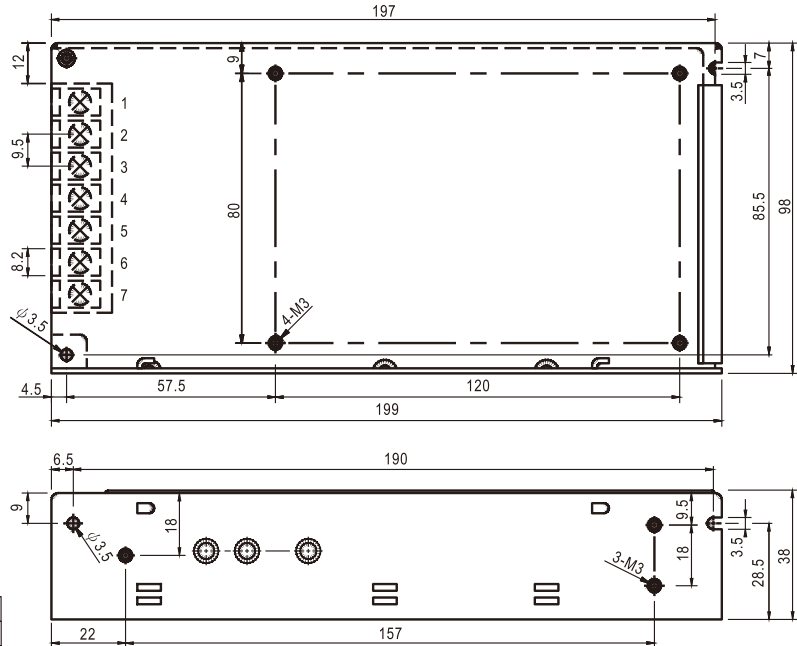
Note: 1. All parameters NOT specially mentioned are measured at 230VAC input, rated load and 25°C of ambient temperature.

2. Ripple & noise are measured at 20MHz of bandwidth by using a 12" twisted pair-wire terminated with a 0.1uf & 47uf parallel capacitor.

3. Tolerance : includes set up tolerance, line regulation and load regulation.

Mechanical specification

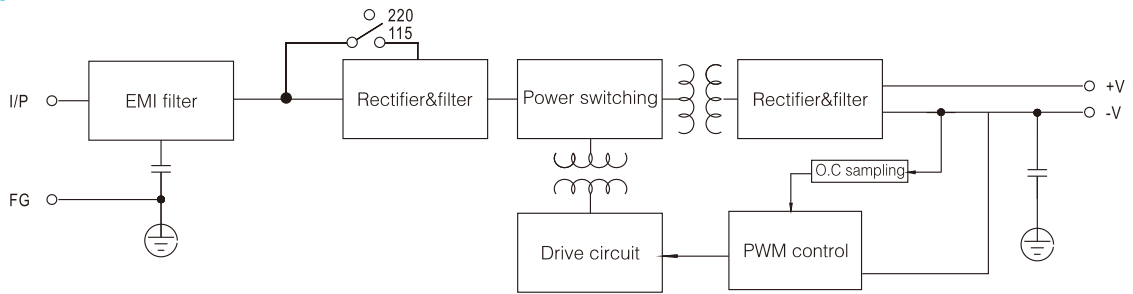
Unit:mm



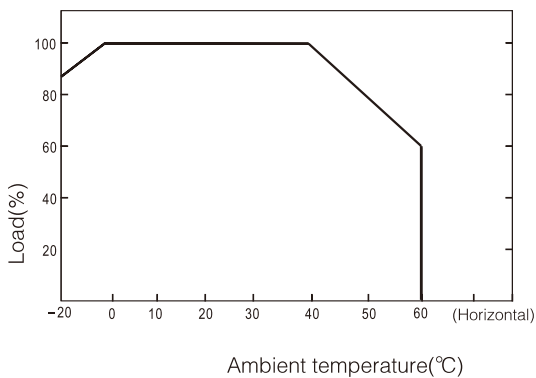
Terminal Pin No. Assignment

Pin No.	Assignment	Pin No.	Assignment
1	AC/L	4~5	DC OUTPUT -V
2	AC/N	6~7	DC OUTPUT +V
3	FG 地		

Block diagram



Derating curve



Static characteristic

