



Dimension: 129 × 98 × 38mm

Features:

- AC input voltage range selected by switch
- Small volume, low weight, high efficiency
- Protections : short circuit/over load
- LED indicator for power on
- 100% full load burn-in test
- 2 Years warranty



SPECIFICATION

Model		S-40-12	S-40-15	S-40-24
Output	DC voltage	12V	15V	24V
	Voltage tolerance	± 1%	± 1%	± 1%
	Rated current	3.5A	2.8A	1.8A
	Current range	0 ~ 3.5A	0 ~ 2.8A	0 ~ 1.8A
	Rated power	42W	42W	43W
	Ripple&noise	120mVp-p	120mVp-p	150mVp-p
	DC voltage ADJ. range	± 10%	± 10%	± 10%
	Setup, rise, hold up time	200ms,100ms,30ms/230VAC.		
Input	Voltage range	90 ~ 132VAC/180 ~ 264VAC(Selected by switch) 47 ~ 63Hz, 255 ~ 373VDC		
	AC current	0.9A/115V 0.5A/230VAC		
	Efficiency	75%	76%	78%
	Inrush current	Cold start 18A/115V 36A/230VAC		
	leakage current	< 3.5mA/240VAC		
Protection	Overload	Rated output power115% ~ 150%Start overload protection		
		Protection type : part layer type current limit , auto-recovery after fault condition is removed		
Environment	Working temp, humidity	-20°C ~ +55°C;20% ~ 90%RH(Please refer to "derating curve")		
	Storage temp, humidity	-40°C ~ +85°C;10% ~ 95%RH Non-condensing		
	Withstand vibration	10 ~ 500Hz, 5G 10min./1Cycle, Period for 60min, Each axes		
Safety	Withstand voltage	I/P-O/P: 1.5KVAC I/P-FG: 1.5KVAC O/P-FG: 0.5KVAC		
	Isolation resistance	I/P-O/P: I/P-FG,O/P-FG: 100M Ohms/500VDC		
Fit standard	Safety standard	Compliance to UL 62368-1,TUV 62368-1,EN62368-1		
	EMC Standard	Compliance to EN 55032 CLASS A		
Others	Dimension	129*98*38mm (L*W*H)		
	Packing	0.4kg/45pcs/19kg		

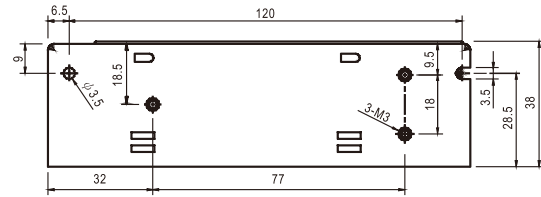
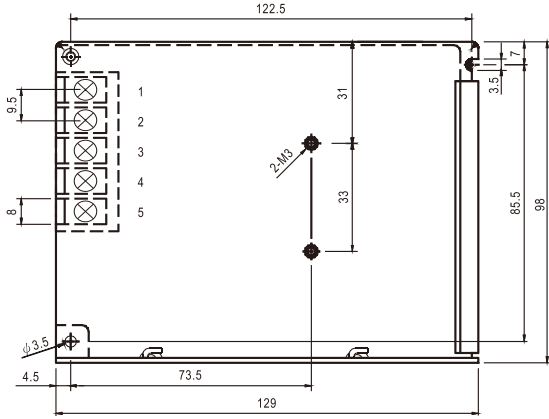
Note: 1. All parameters NOT specially mentioned are measured at 230VAC input, rated load and 25°C of ambient temperature.

2. Ripple & noise are measured at 20MHz of bandwidth by using a 12" twisted pair-wire terminated with a 0.1uf & 47uf parallel capacitor.

3. Tolerance : includes set up tolerance, line regulation and load regulation.

Mechanical specification

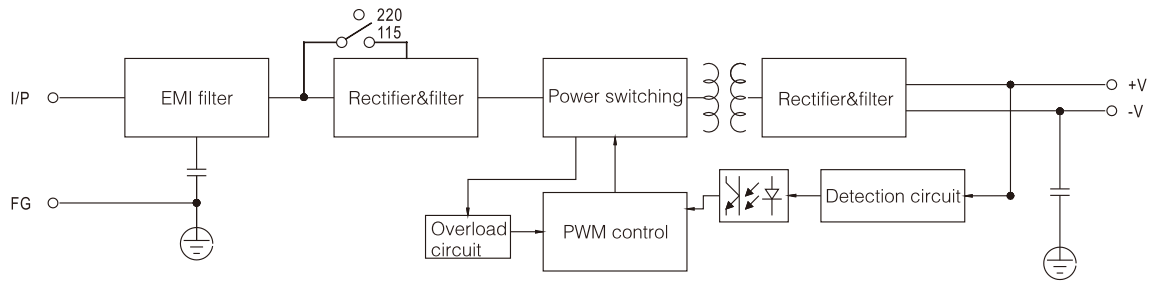
Unit:mm



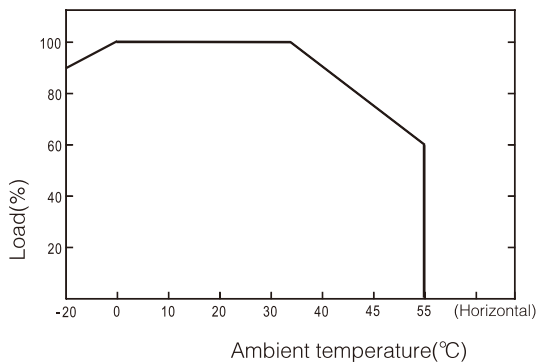
Terminal Pin No.Assignment

Pin No.	Assignment	Pin No.	Assignment
1	AC/L	4	DC OUTPUT -V
2	AC/N	5	DC OUTPUT +V
3	FG \perp		

Block diagram



Derating curve



Static characteristic

