



Dimension:210×62×31mm

Features :

- 180~264VAC input range
- Slim type, Small volume, low weight, high efficiency
- Protections : short circuit/over load
- Cooling by free air convection
- LED indicator for power on
- 100% full load burn-in test
- No load consumption<1.0W
- 2 Years warranty



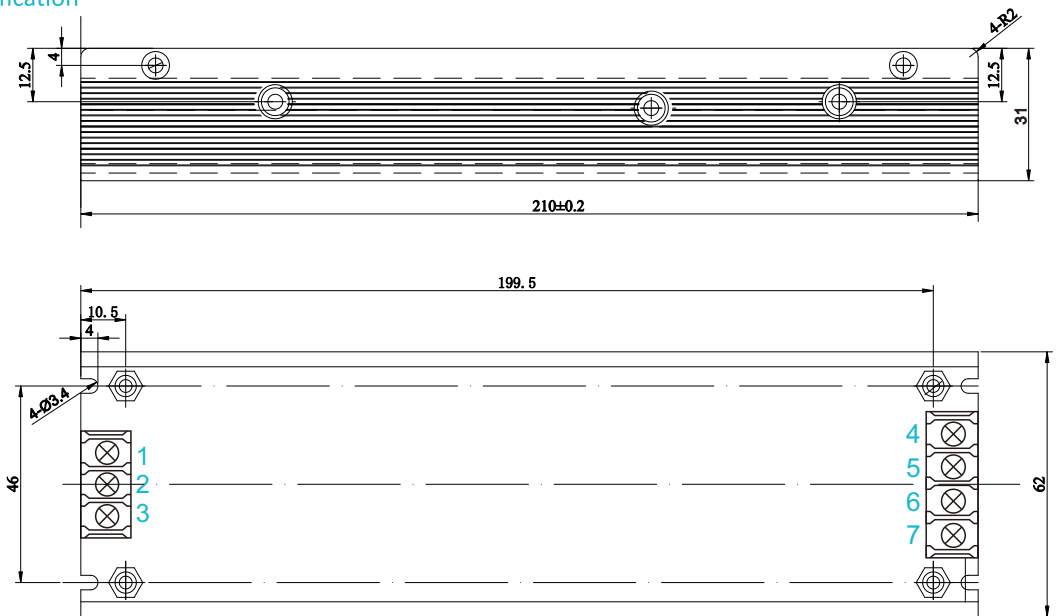
SPECIFICATION

Model		US-200-12	US-200-24
Output	DC voltage	12V	24V
	Voltage tolerance	± 2%	± 2%
	Rated current	16.5A	8.5A
	Current range	0 ~ 16.5A	0 ~ 8.5A
	Rated power	198W	204W
	Ripple&noise	180mVp-p	200mVp-p
	DC voltage ADJ. range	± 10%	± 10%
Setup, rise, hold up time	800ms,20ms,24ms/230VAC		
Input	Voltage range	180 ~ 264VAC 47 ~ 63Hz, 254 ~ 373VDC	
	AC current	2.5/230VAC	
	Efficiency	87%	90%
	Inrush current	Cold start45A/230VAC	
	leakage current	< 2mA/240VAC	
Protection	Overload	Rated output power110% ~ 150%Start overload protection	
		Protection type: hiccup mode, auto-recovery after fault condition is removed	
Environment	Working temp, humidity	-20°C ~ +50°C;20% ~ 90%RH(Please refer to “derating curve”)	
	Storage temp, humidity	-40°C ~ +85°C;10% ~ 95%RH Non-condensing	
	Withstand vibration	10 ~ 500Hz, 5G 10min./1Cycle, Period for 60min, Each axes	
Safety	Withstand voltage	I/P-O/P: 1.5KVAC I/P-FG: 1.5KVAC O/P-FG: 0.5KVAC	
	Isolation resistance	I/P-O/P: I/P-FG,O/P-FG: 100M Ohms/500VDC/25°C/70%RH	
Fit standard	Safety standard	Compliance to UL 62368-1,TUV 62368-1,EN 62368-1	
	EMC Standard	Compliance to EN 55032, EN61000-3-2,CLASS A	
Others	Dimension	210*62*31mm (L*W*H)	
	Weight	0.40kg/40pcs/19kg/0.027m³/0.95CUFT	
	MTBF	230K hrs min. MIL-HDBK-217F(25°C)	

Note: 1. All parameters NOT specially mentioned are measured at 230VAC input, rated load and 25°C of ambient temperature.
 2. Ripple & noise are measured at 20MHz of bandwidth by using a 12" twisted pair-wire terminated with a 0.1uf & 47uf parallel capacitor.
 3. Tolerance : includes set up tolerance, line regulation and load regulation.

Mechanical specification

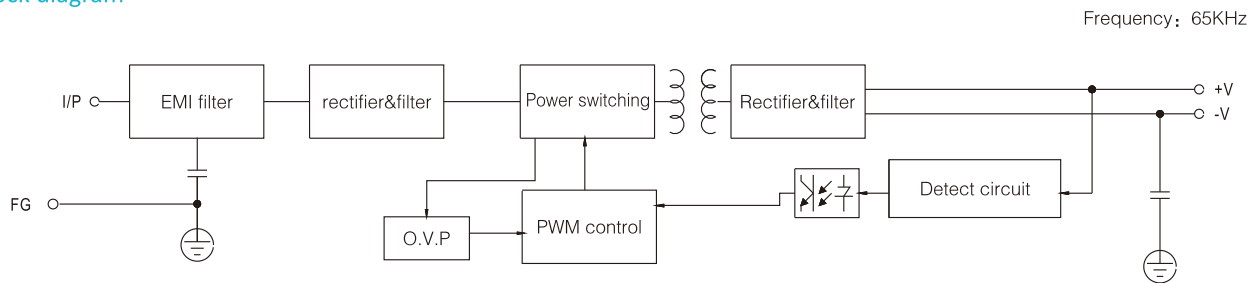
Unit:mm



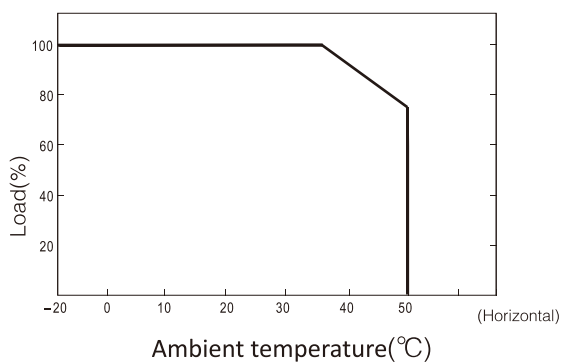
Terminal Pin No.Assignment

Pin No.	Assignment	Pin No.	Assignment
1	AC/L	4~5	DC OUTPUT -V
2	AC/N	6~7	DC OUTPUT +V
3	FG \perp		

Block diagram



Derating curve



Static characteristic

